

MADE IN CHINA

Export Porcelain from the Leo and Doris Hodroff Collection at Winterthur


PLATE BORDER DESIGNS

Border patterns on export porcelain changed over time. This happened as new colors were introduced, as styles changed, and as fickle and wealthy customers demanded something fashionable and new. Below are some of the more popular border designs from the 1700s.



BLUE AND WHITE BORDER

Popular from the early 1600s through the 1800s



IMARI BORDER

(underglaze blue and overglaze red and gold enamels)

Most popular from about 1705 to 1730



FAMILLE VERTE BORDER

(overglaze green, yellow, and purple enamels)

Most popular from about 1705 to the 1730s



IRON RED AND GOLD BORDER

Most popular from about 1715 to 1735



BORDER WITH FLORAL SPRAYS


Most popular from about 1725 to 1780



DIAPER BORDER

(diapering is a latticework-like pattern of small diamonds or octagons)

Most popular from about 1730 to 1740



VINE BORDER

Most popular from
about 1735 to 1765



BORDER WITH PANELS

Most popular from about
1735 to 1755



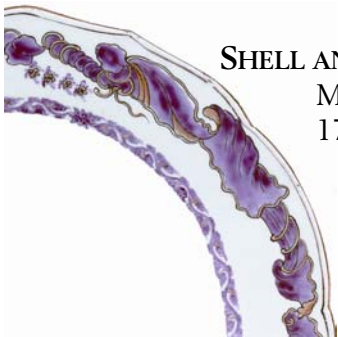
SPEARHEAD BORDER

Most popular from about
1735 to 1790



CHAIN BORDER

Most popular from about
1740 to 1780



SHELL AND SCROLL BORDER

Most popular from about
1745 to 1765



BORDER WITH FLORAL SWAGS

Most popular from about
1745 to 1800



FITZHUGH BORDER

Most popular during the
1780s



BORDER WITH ENAMEL BANDS

Most popular from the
1790s to about 1805



Winterthur, An American Country Estate

Winterthur, Delaware 19735

800.448.3883 • 302.888.4600 • TTY 302.888.4907

www.winterthur.org